

Scaled data based on original data using
LM-79-08 Approved Method: Electrical and Photometric Measurements of Solid-
State Lighting Products

Test Report Prepared for
Cooper Lighting Solutions
(formerly Eaton)

Brand: STREETWORKS

Report Number: P316367

Luminaire Tested: **GAN-SA3C-722-U-5WQ**

Issue Date: 3/3/2020

Test Information

Test Method: LM-79-08
Report Number: P316367
TEST IS SCALED FROM IESNA LM-79-08 TEST DATA (G2-1903-205-2)
Test Lab: INNOVATION CENTER
Issue Date: 3/3/2020
Manufacturer: COOPER LIGHTING SOLUTIONS (FORMERLY EATON)
Product Line: STREETWORKS
Catalog Number: GAN-SA3C-722-U-5WQ
Description: GALLEON AREA AND ROADWAY LUMINAIRE
(3) 70 CRI, 2200K, 1050mA LIGHTSQUARES WITH 16 LEDS EACH AND TYPE V WIDE OPTICS
Light Source: -
Ballast/Driver: ELECTRONIC DRIVER

Summary

Lumens per Lamp: N/A
Luminaire Lumens: 16720 lumens
Efficiency: N/A
Efficacy: 100.7 lumens/watt
Luminous Opening: Rectangular (W 1' x L: 1' x H: 0')
IES Classification: Type V - Short
BUG Rating: B4 - U0 - G2

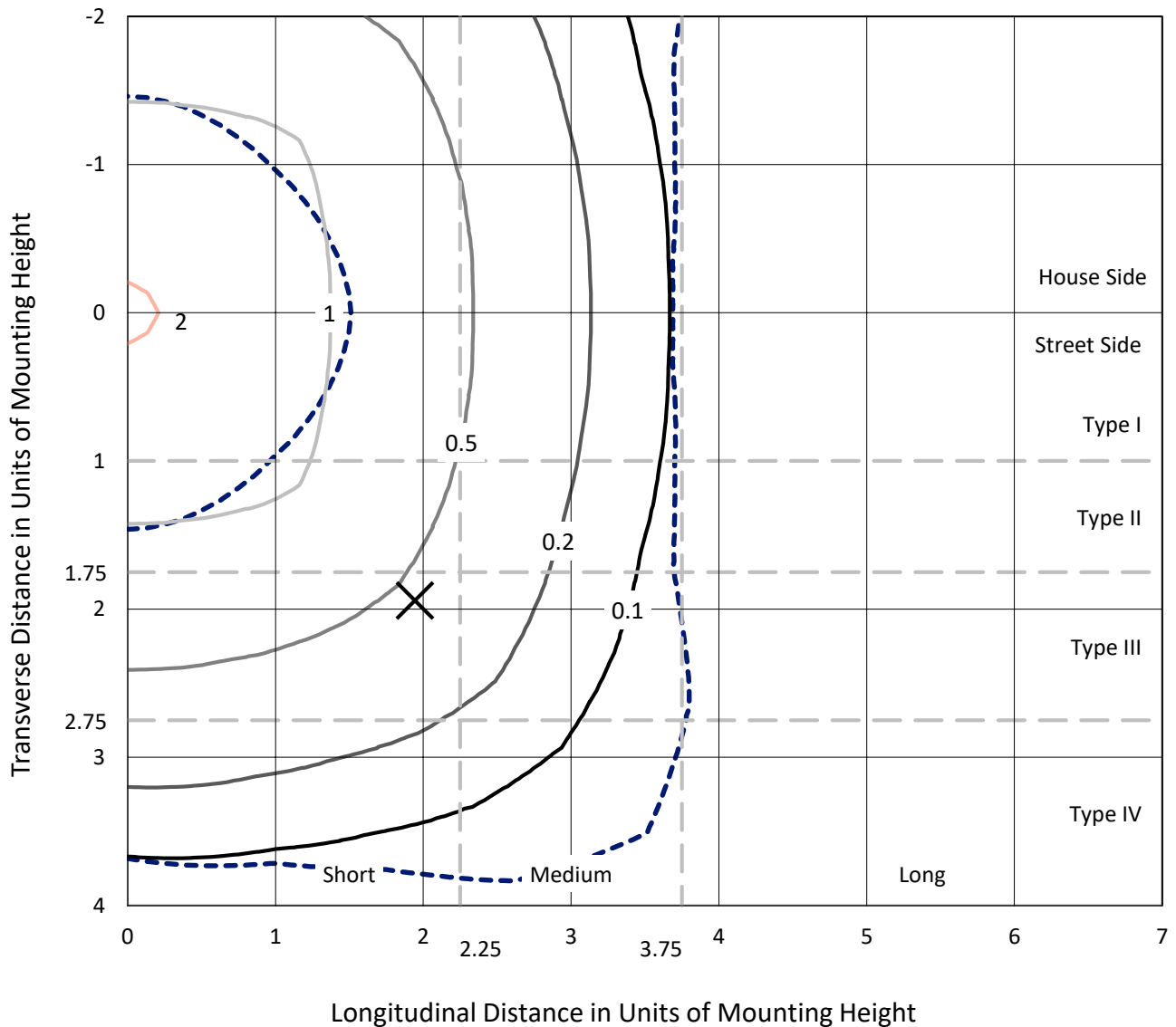
Input Watts (W): 166
Input Voltage (V): NR
Input Current (Ain): NR
Voltage Rise (V): NR
Power Factor: NR
Total Harmonic Distortion (THDi): NR
Frequency (hertz): 60
Stabilization Time: NR
Operation Time: NR
Ambient Temperature (°C): NR
Test Distance: 24 FT



REPORT NUMBER: P316367
 CATALOG NUMBER: GAN-SA3C-722-U-5WQ

Iso-Footcandle Lines of Horizontal Illumination

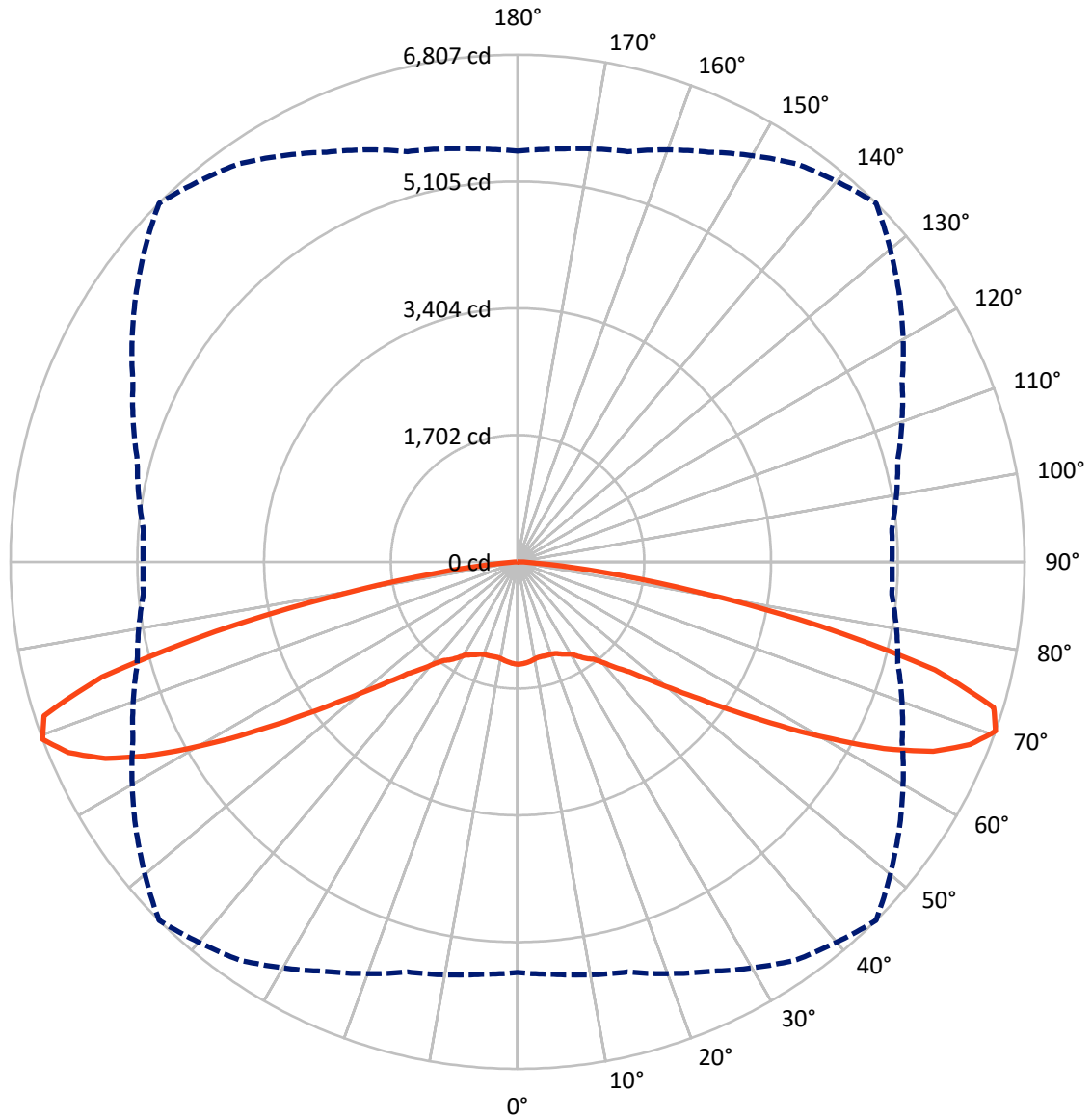
✕ Max cd
 - - - 1/2 Max cd



Based on 25 foot mounting height. Maximum calculated value = 2.2 fc
 Type V - Short - N/A

REPORT NUMBER: P316367
CATALOG NUMBER: GAN-SA3C-722-U-5WQ

Luminous Intensity Polar Plot



— Vertical Plane Through 45-Deg Lateral - - - Horizontal Cone Through 70-Deg Vertical

REPORT NUMBER: P316367
 CATALOG NUMBER: GAN-SA3C-722-U-5WQ

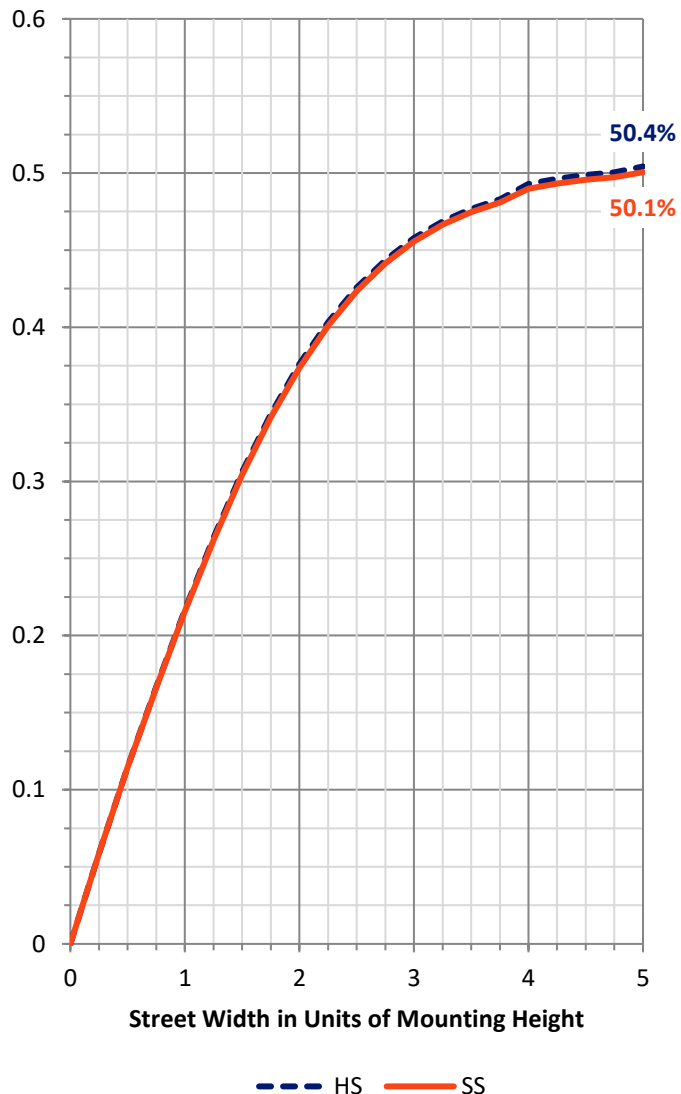
FLUX DISTRIBUTION:

		Downward	Upward	Total
House Side	Lumens	8360.0	0.0	8360.0
	% Fixture	50.0	0.0	50.0
Street Side	Lumens	8360.0	0.0	8360.0
	% Fixture	50.0	0.0	50.0
Total	Lumens	16720.0	0.0	16720.0
	% Fixture	100.0	0.0	100.0

ZONAL LUMENS:

Zone	Lumens	% Fixture
0°-10°	128.4	0.8
10°-20°	375.2	2.2
20°-30°	639.6	3.8
30°-40°	999.4	6.0
40°-50°	1693.8	10.1
50°-60°	3088.8	18.5
60°-70°	5317.6	31.8
70°-80°	4168.1	24.9
80°-90°	309.1	1.8
90°-100°	0.0	0.0
100°-110°	0.0	0.0
110°-120°	0.0	0.0
120°-130°	0.0	0.0
130°-140°	0.0	0.0
140°-150°	0.0	0.0
150°-160°	0.0	0.0
160°-170°	0.0	0.0
170°-180°	0.0	0.0
0°-90°	16720.0	100.0
0°-180°	16720.0	100.0

Coefficient of Utilization



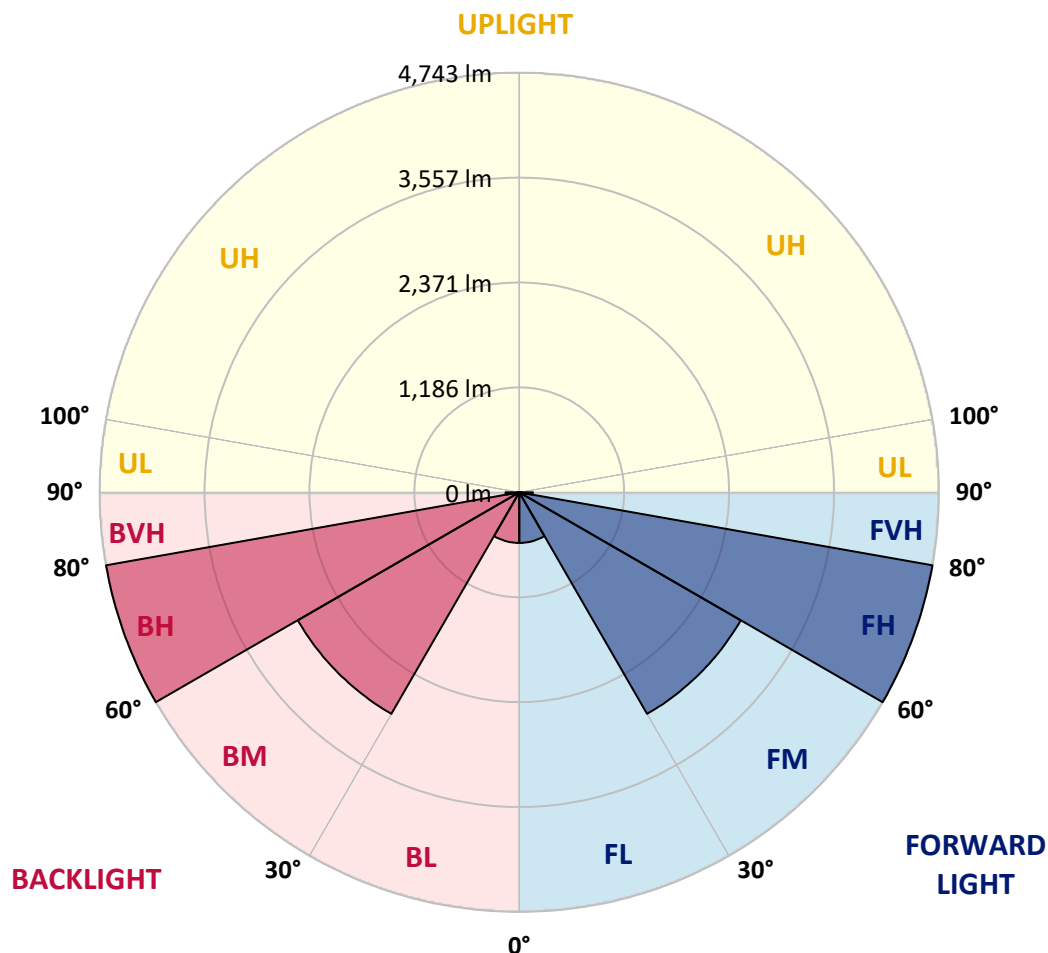
REPORT NUMBER: P316367
 CATALOG NUMBER: GAN-SA3C-722-U-5WQ

LUMINAIRE CLASSIFICATION SYSTEM LUMEN TABLE AND BUG RATING:

Zone	Lumens	% Fixture	Zone Rating/Lumen Limit		
			B	U	G
FL (0°-30°)	571.6	3.4			
FM (30°-60°)	2891.0	17.3			
FH (60°-80°)	4742.8	28.4			G2/5000
FVH (80°-90°)	154.5	0.9			G2/225
BL (0°-30°)	571.6	3.4	B2/1000		
BM (30°-60°)	2891.0	17.3	B3/5000		
BH (60°-80°)	4742.8	28.4	B4/5000		G2/5000
BVH (80°-90°)	154.5	0.9			G2/225
UL (90°-100°)	0.0	0.0		U0/0	
UH (100°-180°)	0.0	0.0		U0/0	

BUG Rating: B4-U0-G2

Type V Short





REPORT NUMBER: P316367

CATALOG NUMBER: GAN-SA3C-722-U-5WQ

CANDELA DISTRIBUTION (FULL):

	0°	5°	15°	25°	35°	45°	55°	65°	75°	85°	90°
0°	1376.1	1376.1	1376.1	1376.1	1376.1	1376.1	1376.1	1376.1	1376.1	1376.1	1376.1
2.5°	1370.0	1371.6	1370.0	1371.1	1368.3	1369.4	1369.4	1369.4	1368.9	1369.4	1368.3
5°	1357.8	1358.9	1356.7	1357.8	1356.1	1357.8	1358.4	1357.8	1356.7	1357.3	1355.0
7.5°	1339.6	1340.7	1339.0	1340.7	1338.4	1341.2	1340.7	1339.0	1337.3	1337.3	1335.1
10°	1329.6	1330.2	1325.7	1324.1	1319.1	1320.2	1321.9	1323.5	1325.2	1328.5	1327.9
12.5°	1330.2	1330.2	1323.5	1316.3	1309.1	1310.8	1313.6	1319.6	1326.3	1332.4	1332.9
15°	1335.7	1335.1	1325.2	1313.6	1308.6	1313.6	1315.2	1319.1	1329.6	1340.1	1340.7
17.5°	1339.6	1339.6	1324.1	1310.8	1310.2	1318.0	1317.4	1319.1	1330.7	1346.2	1346.7
20°	1346.7	1346.7	1326.8	1312.5	1312.5	1320.8	1321.3	1324.1	1335.7	1352.8	1355.6
22.5°	1362.8	1363.3	1342.3	1330.7	1331.8	1336.8	1338.4	1342.9	1353.4	1372.2	1375.5
25°	1385.5	1386.6	1365.0	1358.4	1362.2	1371.6	1370.5	1373.8	1385.5	1403.7	1407.0
27.5°	1417.0	1414.2	1394.3	1391.5	1395.4	1402.1	1401.5	1402.1	1411.5	1428.0	1431.9
30°	1457.9	1456.8	1442.4	1444.1	1442.4	1440.2	1440.8	1445.2	1450.2	1463.4	1467.3
32.5°	1497.7	1498.8	1490.0	1498.3	1510.5	1518.8	1506.0	1493.9	1488.3	1495.5	1498.8
35°	1569.6	1572.4	1558.6	1553.0	1569.6	1594.0	1558.0	1538.1	1549.2	1558.6	1561.3
37.5°	1691.9	1693.5	1670.3	1648.2	1636.0	1659.2	1623.3	1624.9	1663.7	1681.4	1680.8
40°	1831.2	1831.8	1816.3	1797.0	1775.9	1781.5	1767.1	1771.5	1797.0	1813.0	1817.4
42.5°	1997.2	1995.5	1971.2	1943.5	1937.4	1943.0	1918.6	1915.3	1944.6	1973.4	1973.9
45°	2212.3	2208.4	2176.9	2146.5	2117.2	2105.0	2098.9	2115.0	2155.3	2181.9	2182.4
47.5°	2444.1	2433.5	2417.0	2392.6	2367.2	2355.0	2345.1	2352.8	2382.1	2392.6	2393.7
50°	2682.4	2684.6	2688.0	2678.6	2669.2	2665.3	2639.3	2624.4	2633.2	2613.8	2611.1
52.5°	2965.1	2969.5	3001.6	3028.7	3044.7	3053.0	3003.8	2952.3	2923.6	2886.0	2874.9
55°	3298.6	3305.7	3352.8	3428.0	3505.4	3546.3	3457.3	3361.1	3272.0	3201.8	3179.1
57.5°	3670.2	3682.9	3747.7	3892.0	4050.7	4147.5	3997.1	3822.3	3650.3	3549.1	3531.4
60°	4106.1	4118.2	4207.8	4414.7	4671.9	4817.3	4589.4	4303.5	4089.5	3992.7	3960.0
62.5°	4624.8	4625.9	4736.0	4977.7	5317.3	5519.7	5211.1	4828.9	4608.2	4491.5	4460.0
65°	5182.9	5185.7	5299.6	5560.6	5911.9	6132.0	5783.5	5385.3	5115.4	4943.4	4919.1
67.5°	5577.2	5588.9	5708.9	6023.0	6351.5	6550.1	6189.5	5739.3	5427.4	5222.2	5201.7
70°	5514.2	5559.5	5700.6	6067.3	6524.1	6807.3	6255.3	5697.3	5285.8	5043.5	5026.4
72.5°	4809.0	4895.8	5083.9	5565.1	6295.7	6685.6	5896.4	5102.7	4637.0	4430.7	4399.7
75°	3274.8	3415.8	3699.5	4393.7	5378.7	5788.5	4963.9	4068.4	3630.4	3345.0	3324.0
77.5°	1460.1	1492.2	1851.7	2650.9	3711.7	4156.9	3606.6	2661.4	1997.7	1593.4	1508.2
80°	407.1	412.0	549.8	987.2	1857.8	2442.4	1994.4	1037.0	582.9	410.9	387.2
82.5°	129.4	140.5	171.5	256.1	624.4	1114.5	641.0	276.5	196.9	157.1	141.6
85°	63.1	62.5	86.8	104.0	159.3	246.7	169.8	128.3	112.3	74.7	67.5
87.5°	26.5	27.1	40.4	36.5	46.5	39.8	54.8	57.5	60.3	33.2	28.8
90°	0.0	0.0	0.0	0.0	0.0	0.0	0.0	0.0	0.0	0.0	0.0

(END OF REPORT)